

CHIP IN

Nato contributions by country – which nations pay the most and least and how many meet the two per cent GDP target?

Nato members committed in 2006 to paying a minimum of two per cent of their gross domestic product (GDP) on defence




























- [Aletha Adu](#)
- 12 Jul 2018, 12:25
- Updated: 12 Jul 2018, 12:30
 - **NATO was founded in 1949 to deter Soviet Union aggression.**
 - The North Atlantic Treaty Organisation (Nato) is is an alliance of countries from Europe and North America. So which ally pays the most? Read on for more.



-
-
- NATO headquarters in Brussels, BelgiumCredit: Alamy
- **Which countries make up Nato?**
- There are 29 member countries in Nato and it is open to "any other European state in a position to further the principles of this Treaty and to contribute to the security of the North Atlantic area".
- The founding members in 1949 were the United Kingdom and United States, along with Belgium, Canada, Denmark, France, Iceland, Italy, Luxembourg, Netherlands, Norway and Portugal.
- Greece and Turkey joined in 1952 and Germany in 1955.
- Spain became a member in 1982, with Czech Republic, Hungary and Poland in 1999.

- In 2004 Bulgaria, Estonia, Latvia, Lithuania, Romania, Slovakia, Slovenia, Albania and Croatia joined.
- Finally Montenegro joined in 2017.

Military spending of NATO countries (million US\$) and estimated share of GDP in 2017

	UNITED STATES	685,957
	UNITED KINGDOM	55,237
	FRANCE	45,927
	GERMANY	45,472
	ITALY	23,369
	CANADA	21,275
	TURKEY	12,118
	SPAIN	12,074
	POLAND	10,337
	NETHERLANDS	9,765
	NORWAY	6,698
	GREECE	4,737
	BELGIUM	4,458
	DENMARK	3,802
	ROMANIA	3,658
	PORTUGAL	2,824
	CZECH REPUBLIC	2,249
	HUNGARY	1,464
	SLOVAK REPUBLIC	1,129
	BULGARIA	871
	CROATIA	690
	ESTONIA	538
	LITHUANIA	529
	LATVIA	529
	SLOVENIA	478
	LUXEMBOURG	288
	ALBANIA	145

Source

-
- This chart provides a breakdown of Nato members' defence spending
- **Which nations pay the most?**
- Nato members have agreed to spend two per cent of economic output on defence every year by 2024, but Germany and Spain are among the countries not expected to meet the target.
- Ahead of the July 2018 two-day summit in Brussels, President Donald Trump slammed other members for not contributing enough to the alliance.
- Trump has been a harsh critic of Nato since his 2016 presidential campaign.
- The United States contributes the most to the alliance, funding around 70 per cent of Nato spending.
- This adds up to roughly £501 billion, or two thirds of total spending on national budgets.
- According to 2017 figures, Greece is the second highest giver, spending roughly two per cent of its GDP, with the UK coming a close third.
- **Who pays the least?**
- Luxembourg is the tightest Nato ally, according to 2017 figures, spending less than 0.5 per cent of its GDP.
- Belgium and Spain are the second and third worst offenders paying roughly 0.9 per cent to the alliance.

How many meet the two per cent GDP target?

Some nations are not required to meet the two per cent GDP target if they spend a lot of money on new military equipment and contributions to Nato operations.

Only five Nato Nations meet the 2 per cent target, including Britain.

France and Germany are among those who do not, paying 1.79 per cent and 1.22 per cent respectively.

German Chancellor Angela Merkel pledged to boost German military spending to 1.5 per cent of GDP by 2024, in the wake of Trump's criticisms.

Germany is the second largest net contributor for Nato command structure, but only spent 1.2 per cent of GDP in 2017.

-